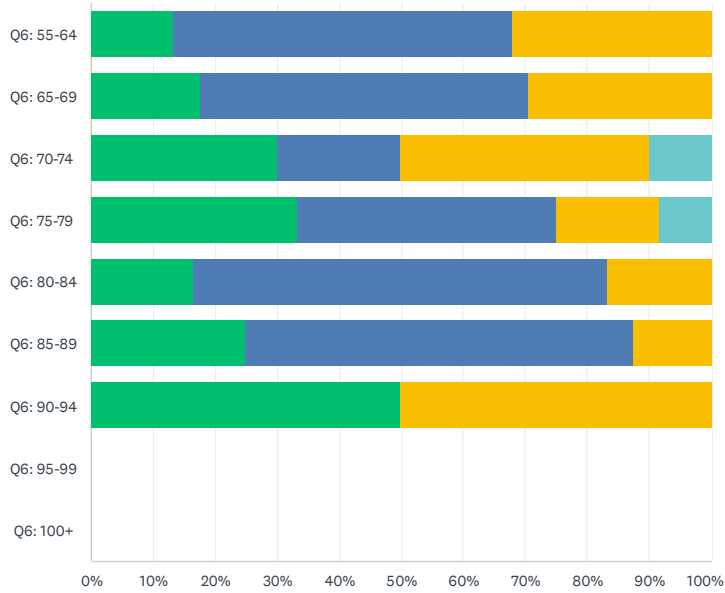


Socializing - Age 55+

Q1 Please tell us your current frequency of socializing and/or gathering for each option.

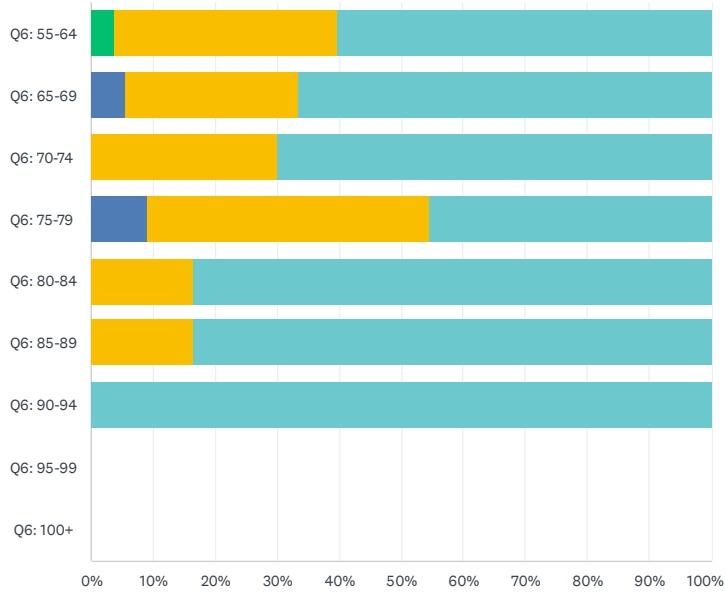
Answered: 115 Skipped: 0

Socializing and/or gathering with close family and/or friends.



■ Several tim...
 ■ 1 to 3 times...
 ■ A few times...
 ■ Never.

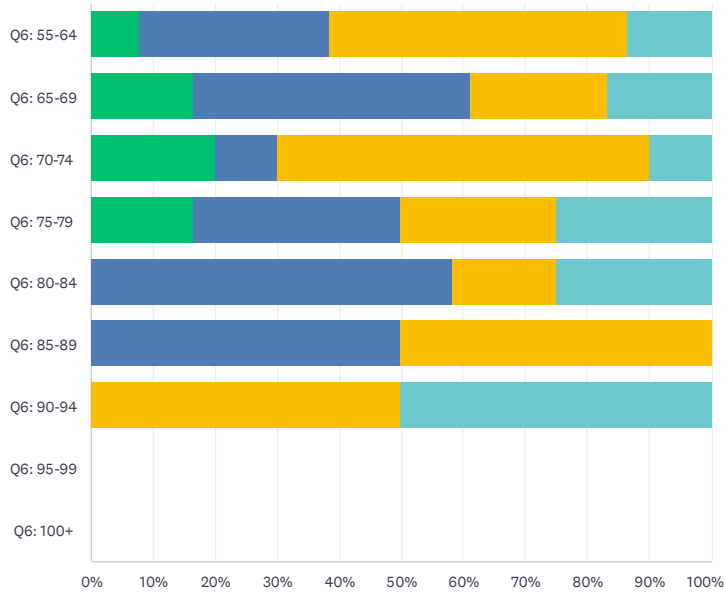
Socializing and/or gathering in large groups over 10 inside my home.



■ Several tim...
 ■ 1 to 3 times...
 ■ A few times...
 ■ Never.

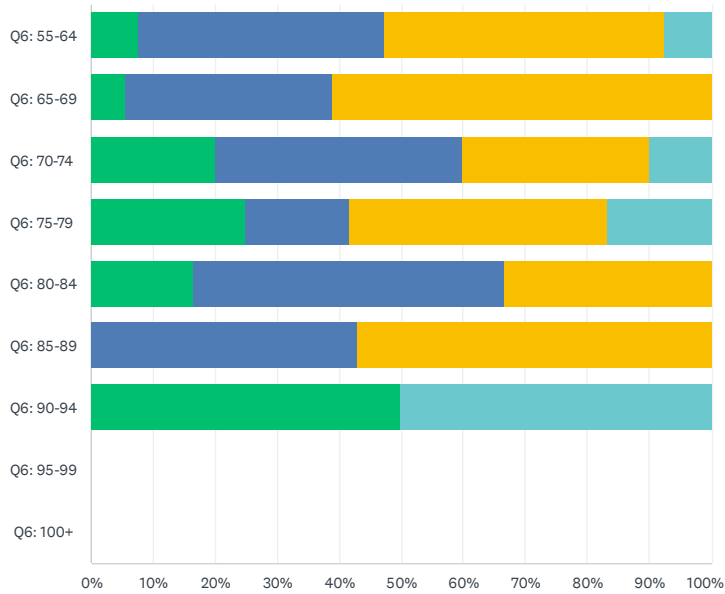
Socializing - Age 55+

Socializing and/or gathering in large groups over 10 outside of my home, i.e., restau...



■ Several tim...
 ■ 1 to 3 times...
 ■ A few times...
 ■ Never.

Socializing and/or gathering in small groups of 10 or less.



■ Several tim...
 ■ 1 to 3 times...
 ■ A few times...
 ■ Never.

Socializing - Age 55+

Socializing and/or gathering with close family and/or friends.							
	SEVERAL TIMES PER WEEK, MORE THAN 5.	1 TO 3 TIMES PER WEEK.	A FEW TIMES A MONTH.	NEVER.	TOTAL	WEIGHTED AVERAGE	
Q6: 55-64	13.21% 7	54.72% 29	32.08% 17	0.00% 0	46.09% 53		2.19
Q6: 65-69	17.65% 3	52.94% 9	29.41% 5	0.00% 0	14.78% 17		2.12
Q6: 70-74	30.00% 3	20.00% 2	40.00% 4	10.00% 1	8.70% 10		2.30
Q6: 75-79	33.33% 4	41.67% 5	16.67% 2	8.33% 1	10.43% 12		2.00
Q6: 80-84	16.67% 2	66.67% 8	16.67% 2	0.00% 0	10.43% 12		2.00
Q6: 85-89	25.00% 2	62.50% 5	12.50% 1	0.00% 0	6.96% 8		1.88
Q6: 90-94	50.00% 1	0.00% 0	50.00% 1	0.00% 0	1.74% 2		2.00
Q6: 95-99	0.00% 0	0.00% 0	0.00% 0	0.00% 0	0.00% 0		0.00
Q6: 100+	0.00% 0	0.00% 0	0.00% 0	0.00% 0	0.00% 0		0.00
Socializing and/or gathering in large groups over 10 inside my home.							
	SEVERAL TIMES PER WEEK, MORE THAN 5.	1 TO 3 TIMES PER WEEK.	A FEW TIMES A MONTH.	NEVER.	TOTAL	WEIGHTED AVERAGE	
Q6: 55-64	3.77% 2	0.00% 0	35.85% 19	60.38% 32	46.09% 53		3.53
Q6: 65-69	0.00% 0	5.56% 1	27.78% 5	66.67% 12	15.65% 18		3.61
Q6: 70-74	0.00% 0	0.00% 0	30.00% 3	70.00% 7	8.70% 10		3.70
Q6: 75-79	0.00% 0	9.09% 1	45.45% 5	45.45% 5	9.57% 11		3.36
Q6: 80-84	0.00% 0	0.00% 0	16.67% 2	83.33% 10	10.43% 12		3.83
Q6: 85-89	0.00% 0	0.00% 0	16.67% 1	83.33% 5	5.22% 6		3.83
Q6: 90-94	0.00% 0	0.00% 0	0.00% 0	100.00% 2	1.74% 2		4.00
Q6: 95-99	0.00% 0	0.00% 0	0.00% 0	0.00% 0	0.00% 0		0.00
Q6: 100+	0.00% 0	0.00% 0	0.00% 0	0.00% 0	0.00% 0		0.00
Socializing and/or gathering in large groups over 10 outside of my home, i.e., restaurants, churches, music venues, etc.							
	SEVERAL TIMES PER WEEK, MORE THAN 5.	1 TO 3 TIMES PER WEEK.	A FEW TIMES A MONTH.	NEVER.	TOTAL	WEIGHTED AVERAGE	
Q6: 55-64	7.69% 4	30.77% 16	48.08% 25	13.46% 7	45.22% 52		2.67
Q6: 65-69	16.67% 3	44.44% 8	22.22% 4	16.67% 3	15.65% 18		2.39
Q6: 70-74	20.00% 2	10.00% 1	60.00% 6	10.00% 1	8.70% 10		2.60
Q6: 75-79	16.67% 2	33.33% 4	25.00% 3	25.00% 3	10.43% 12		2.58
Q6: 80-84	0.00% 0	58.33% 7	16.67% 2	25.00% 3	10.43% 12		2.67
Q6: 85-89	0.00% 0	50.00% 4	50.00% 4	0.00% 0	6.96% 8		2.50
Q6: 90-94	0.00% 0	0.00% 0	50.00% 1	50.00% 1	1.74% 2		3.50
Q6: 95-99	0.00% 0	0.00% 0	0.00% 0	0.00% 0	0.00% 0		0.00
Q6: 100+	0.00% 0	0.00% 0	0.00% 0	0.00% 0	0.00% 0		0.00

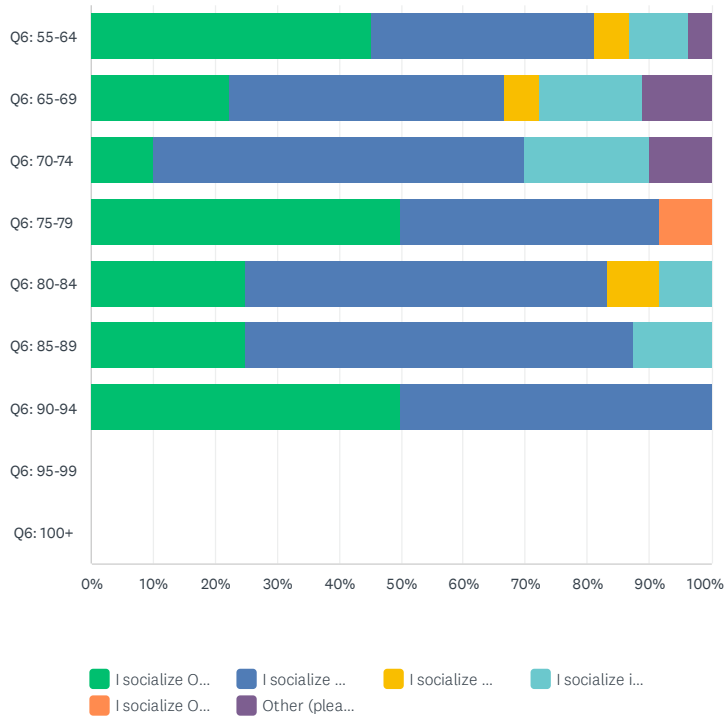
Socializing - Age 55+

Socializing and/or gathering in small groups of 10 or less.										
	SEVERAL TIMES PER WEEK, MORE THAN 5.	1 TO 3 TIMES PER WEEK.	A FEW TIMES A MONTH.	NEVER.	TOTAL	WEIGHTED AVERAGE				
Q6: 55-64	7.55% 4	39.62% 21	45.28% 24	7.55% 4	46.09% 53	2.53				
Q6: 65-69	5.56% 1	33.33% 6	61.11% 11	0.00% 0	15.65% 18	2.56				
Q6: 70-74	20.00% 2	40.00% 4	30.00% 3	10.00% 1	8.70% 10	2.30				
Q6: 75-79	25.00% 3	16.67% 2	41.67% 5	16.67% 2	10.43% 12	2.50				
Q6: 80-84	16.67% 2	50.00% 6	33.33% 4	0.00% 0	10.43% 12	2.17				
Q6: 85-89	0.00% 0	42.86% 3	57.14% 4	0.00% 0	6.09% 7	2.57				
Q6: 90-94	50.00% 1	0.00% 0	0.00% 0	50.00% 1	1.74% 2	2.50				
Q6: 95-99	0.00% 0	0.00% 0	0.00% 0	0.00% 0	0.00% 0	0.00				
Q6: 100+	0.00% 0	0.00% 0	0.00% 0	0.00% 0	0.00% 0	0.00				
	Q6: 55-64	Q6: 65-69	Q6: 70-74	Q6: 75-79	Q6: 80-84	Q6: 85-89	Q6: 90-94	Q6: 95-99	Q6: 100+	TOTAL
Other (please specify)	0	0	0	0	0	0	0	0	0	0

Socializing - Age 55+

Q2 Please tell us which BEST describes your socializing.

Answered: 115 Skipped: 0

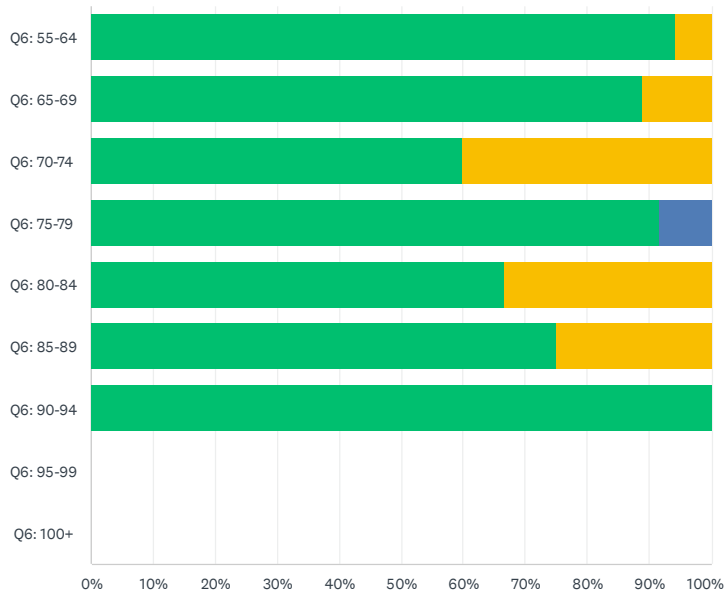


	I SOCIALIZE ONLY IN PERSON.	I SOCIALIZE MORE IN PERSON THAN VIRTUALLY VIA SOCIAL PLATFORMS SUCH AS ZOOM, FACETIME, ETC.	I SOCIALIZE MORE VIRTUALLY THAN IN PERSON.	I SOCIALIZE IN-PERSON AND VIRTUALLY ABOUT THE SAME AMOUNT.	I SOCIALIZE ONLY VIRTUALLY.	OTHER (PLEASE SPECIFY)	TOTAL
Q6: 55-64	45.28% 24	35.85% 19	5.66% 3	9.43% 5	0.00% 0	3.77% 2	46.09% 53
Q6: 65-69	22.22% 4	44.44% 8	5.56% 1	16.67% 3	0.00% 0	11.11% 2	15.65% 18
Q6: 70-74	10.00% 1	60.00% 6	0.00% 0	20.00% 2	0.00% 0	10.00% 1	8.70% 10
Q6: 75-79	50.00% 6	41.67% 5	0.00% 0	0.00% 0	8.33% 1	0.00% 0	10.43% 12
Q6: 80-84	25.00% 3	58.33% 7	8.33% 1	8.33% 1	0.00% 0	0.00% 0	10.43% 12
Q6: 85-89	25.00% 2	62.50% 5	0.00% 0	12.50% 1	0.00% 0	0.00% 0	6.96% 8
Q6: 90-94	50.00% 1	50.00% 1	0.00% 0	0.00% 0	0.00% 0	0.00% 0	1.74% 2
Q6: 95-99	0.00% 0	0.00% 0	0.00% 0	0.00% 0	0.00% 0	0.00% 0	0.00% 0
Q6: 100+	0.00% 0	0.00% 0	0.00% 0	0.00% 0	0.00% 0	0.00% 0	0.00% 0
Total Respondents	41	51	5	12	1	5	115

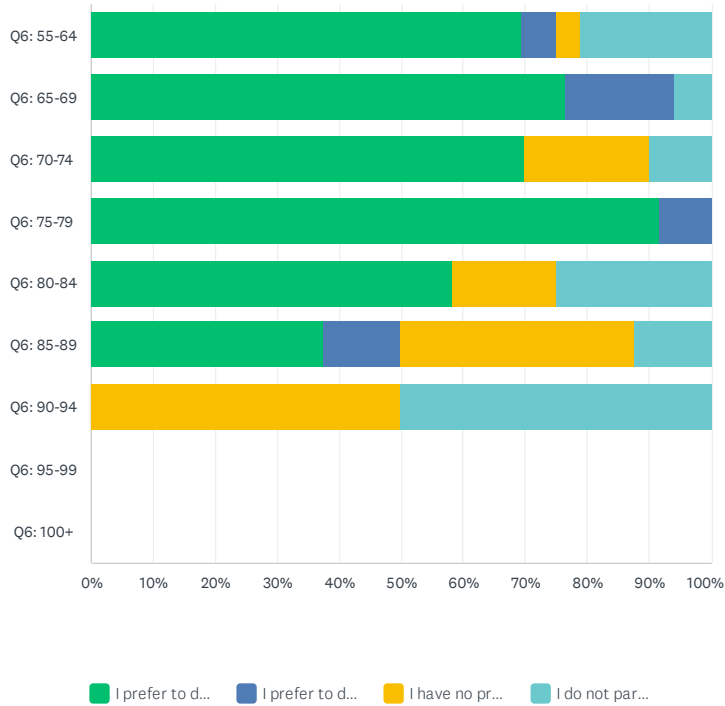
Q3 Please tell us your preferences about the following activities.

Answered: 115 Skipped: 0

Visiting with family/friends.

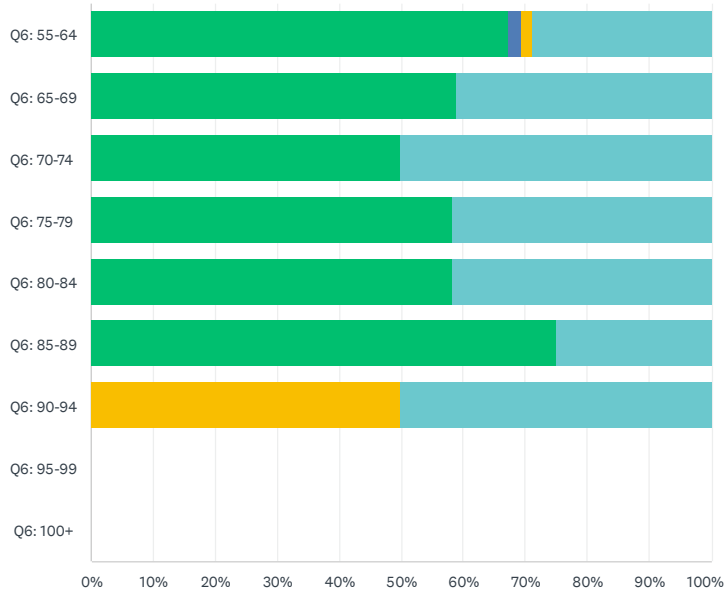


Attending Church Services.



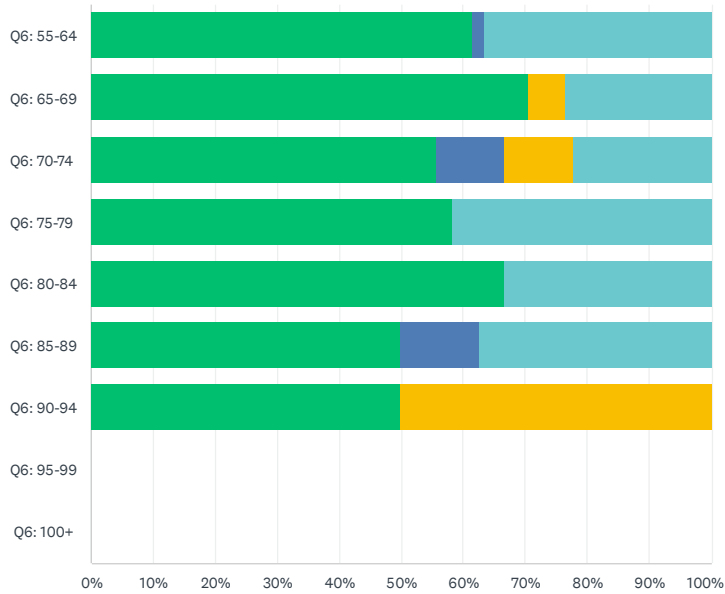
Socializing - Age 55+

Playing group games.



■ I prefer to d...
 ■ I prefer to d...
 ■ I have no pr...
 ■ I do not par...

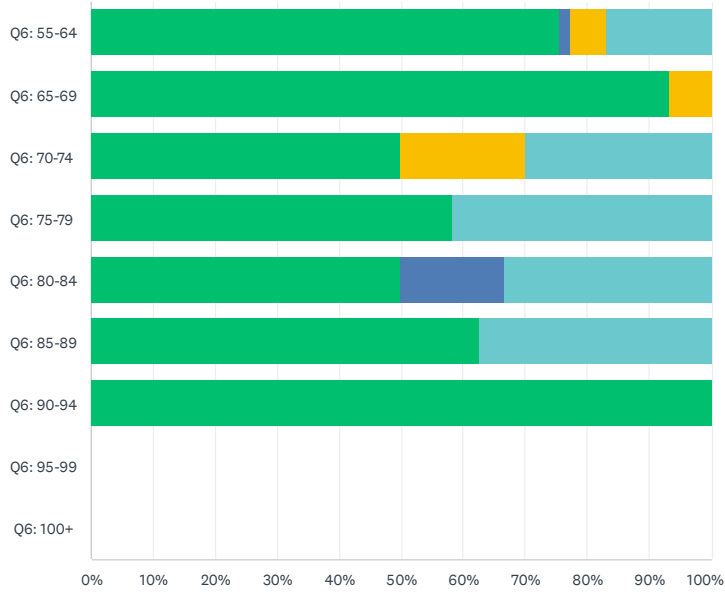
Participating in a club (i.e. book, quilting, knitting, etc.)



■ I prefer to d...
 ■ I prefer to d...
 ■ I have no pr...
 ■ I do not par...

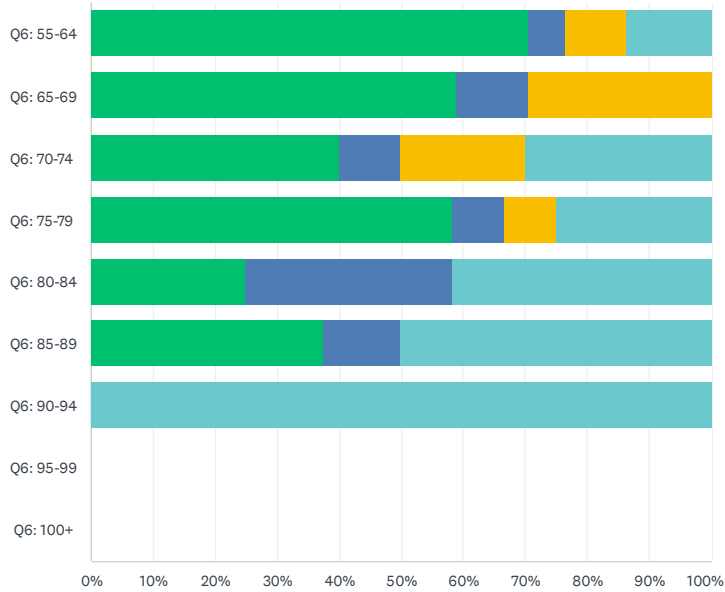
Socializing - Age 55+

Attending a concert.



■ I prefer to d...
 ■ I prefer to d...
 ■ I have no pr...
 ■ I do not par...

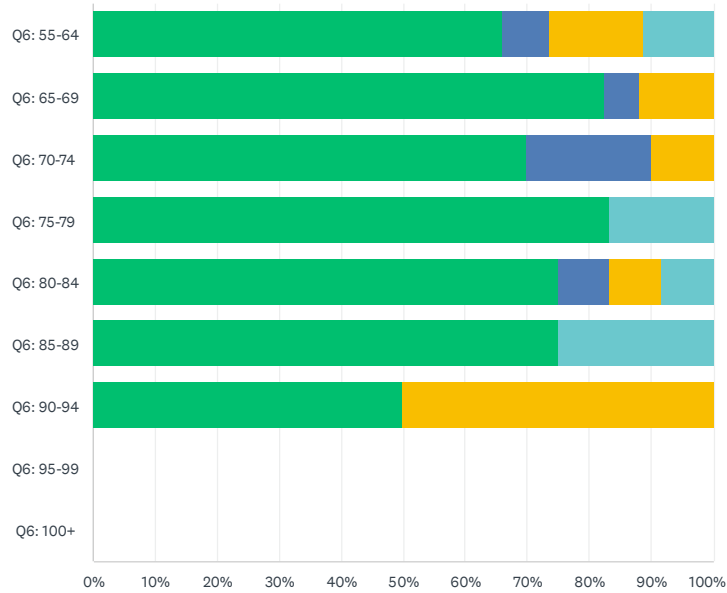
Attending a conference.



■ I prefer to d...
 ■ I prefer to d...
 ■ I have no pr...
 ■ I do not par...

Socializing - Age 55+

Attending a club or group meeting.



■ I prefer to d...
 ■ I prefer to d...
 ■ I have no pr...
 ■ I do not par...

Visiting with family/friends.

	I PREFER TO DO THIS IN-PERSON.	I PREFER TO DO THIS VIRTUALLY.	I HAVE NO PREFERENCE, IN-PERSON OR VIRTUALLY ARE FINE.	I DO NOT PARTICIPATE IN THIS TYPE OF ACTIVITY.	TOTAL
Q6: 55-64	94.34% 50	0.00% 0	5.66% 3	0.00% 0	46.09% 53
Q6: 65-69	88.89% 16	0.00% 0	11.11% 2	0.00% 0	15.65% 18
Q6: 70-74	60.00% 6	0.00% 0	40.00% 4	0.00% 0	8.70% 10
Q6: 75-79	91.67% 11	8.33% 1	0.00% 0	0.00% 0	10.43% 12
Q6: 80-84	66.67% 8	0.00% 0	33.33% 4	0.00% 0	10.43% 12
Q6: 85-89	75.00% 6	0.00% 0	25.00% 2	0.00% 0	6.96% 8
Q6: 90-94	100.00% 2	0.00% 0	0.00% 0	0.00% 0	1.74% 2
Q6: 95-99	0.00% 0	0.00% 0	0.00% 0	0.00% 0	0.00% 0
Q6: 100+	0.00% 0	0.00% 0	0.00% 0	0.00% 0	0.00% 0

Socializing - Age 55+

Attending Church Services.						
	I PREFER TO DO THIS IN-PERSON.	I PREFER TO DO THIS VIRTUALLY.	I HAVE NO PREFERENCE, IN-PERSON OR VIRTUALLY ARE FINE.	I DO NOT PARTICIPATE IN THIS TYPE OF ACTIVITY.	TOTAL	
Q6: 55-64	69.23% 36	5.77% 3	3.85% 2	21.15% 11	45.22% 52	
Q6: 65-69	76.47% 13	17.65% 3	0.00% 0	5.88% 1	14.78% 17	
Q6: 70-74	70.00% 7	0.00% 0	20.00% 2	10.00% 1	8.70% 10	
Q6: 75-79	91.67% 11	8.33% 1	0.00% 0	0.00% 0	10.43% 12	
Q6: 80-84	58.33% 7	0.00% 0	16.67% 2	25.00% 3	10.43% 12	
Q6: 85-89	37.50% 3	12.50% 1	37.50% 3	12.50% 1	6.96% 8	
Q6: 90-94	0.00% 0	0.00% 0	50.00% 1	50.00% 1	1.74% 2	
Q6: 95-99	0.00% 0	0.00% 0	0.00% 0	0.00% 0	0.00% 0	
Q6: 100+	0.00% 0	0.00% 0	0.00% 0	0.00% 0	0.00% 0	
Playing group games.						
	I PREFER TO DO THIS IN-PERSON.	I PREFER TO DO THIS VIRTUALLY.	I HAVE NO PREFERENCE, IN-PERSON OR VIRTUALLY ARE FINE.	I DO NOT PARTICIPATE IN THIS TYPE OF ACTIVITY.	TOTAL	
Q6: 55-64	67.31% 35	1.92% 1	1.92% 1	28.85% 15	45.22% 52	
Q6: 65-69	58.82% 10	0.00% 0	0.00% 0	41.18% 7	14.78% 17	
Q6: 70-74	50.00% 5	0.00% 0	0.00% 0	50.00% 5	8.70% 10	
Q6: 75-79	58.33% 7	0.00% 0	0.00% 0	41.67% 5	10.43% 12	
Q6: 80-84	58.33% 7	0.00% 0	0.00% 0	41.67% 5	10.43% 12	
Q6: 85-89	75.00% 6	0.00% 0	0.00% 0	25.00% 2	6.96% 8	
Q6: 90-94	0.00% 0	0.00% 0	50.00% 1	50.00% 1	1.74% 2	
Q6: 95-99	0.00% 0	0.00% 0	0.00% 0	0.00% 0	0.00% 0	
Q6: 100+	0.00% 0	0.00% 0	0.00% 0	0.00% 0	0.00% 0	
Participating in a club (i.e. book, quilting, knitting, etc.)						
	I PREFER TO DO THIS IN-PERSON.	I PREFER TO DO THIS VIRTUALLY.	I HAVE NO PREFERENCE, IN-PERSON OR VIRTUALLY ARE FINE.	I DO NOT PARTICIPATE IN THIS TYPE OF ACTIVITY.	TOTAL	
Q6: 55-64	61.54% 32	1.92% 1	0.00% 0	36.54% 19	45.22% 52	
Q6: 65-69	70.59% 12	0.00% 0	5.88% 1	23.53% 4	14.78% 17	
Q6: 70-74	55.56% 5	11.11% 1	11.11% 1	22.22% 2	7.83% 9	
Q6: 75-79	58.33% 7	0.00% 0	0.00% 0	41.67% 5	10.43% 12	
Q6: 80-84	66.67% 8	0.00% 0	0.00% 0	33.33% 4	10.43% 12	
Q6: 85-89	50.00% 4	12.50% 1	0.00% 0	37.50% 3	6.96% 8	
Q6: 90-94	50.00% 1	0.00% 0	50.00% 1	0.00% 0	1.74% 2	
Q6: 95-99	0.00% 0	0.00% 0	0.00% 0	0.00% 0	0.00% 0	
Q6: 100+	0.00% 0	0.00% 0	0.00% 0	0.00% 0	0.00% 0	

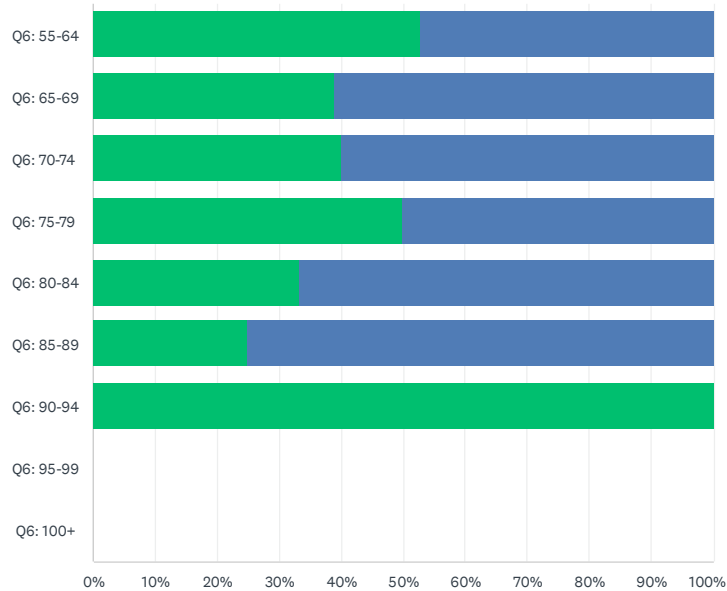
Socializing - Age 55+

Attending a concert.										
	I PREFER TO DO THIS IN-PERSON.	I PREFER TO DO THIS VIRTUALLY.	I HAVE NO PREFERENCE, IN-PERSON OR VIRTUALLY ARE FINE.			I DO NOT PARTICIPATE IN THIS TYPE OF ACTIVITY.	TOTAL			
Q6: 55-64	75.47% 40	1.89% 1	5.66% 3			16.98% 9	46.09% 53			
Q6: 65-69	93.33% 14	0.00% 0	6.67% 1			0.00% 0	13.04% 15			
Q6: 70-74	50.00% 5	0.00% 0	20.00% 2			30.00% 3	8.70% 10			
Q6: 75-79	58.33% 7	0.00% 0	0.00% 0			41.67% 5	10.43% 12			
Q6: 80-84	50.00% 6	16.67% 2	0.00% 0			33.33% 4	10.43% 12			
Q6: 85-89	62.50% 5	0.00% 0	0.00% 0			37.50% 3	6.96% 8			
Q6: 90-94	100.00% 2	0.00% 0	0.00% 0			0.00% 0	1.74% 2			
Q6: 95-99	0.00% 0	0.00% 0	0.00% 0			0.00% 0	0.00% 0			
Q6: 100+	0.00% 0	0.00% 0	0.00% 0			0.00% 0	0.00% 0			
Attending a conference.										
	I PREFER TO DO THIS IN-PERSON.	I PREFER TO DO THIS VIRTUALLY.	I HAVE NO PREFERENCE, IN-PERSON OR VIRTUALLY ARE FINE.			I DO NOT PARTICIPATE IN THIS TYPE OF ACTIVITY.	TOTAL			
Q6: 55-64	70.59% 36	5.88% 3	9.80% 5			13.73% 7	44.35% 51			
Q6: 65-69	58.82% 10	11.76% 2	29.41% 5			0.00% 0	14.78% 17			
Q6: 70-74	40.00% 4	10.00% 1	20.00% 2			30.00% 3	8.70% 10			
Q6: 75-79	58.33% 7	8.33% 1	8.33% 1			25.00% 3	10.43% 12			
Q6: 80-84	25.00% 3	33.33% 4	0.00% 0			41.67% 5	10.43% 12			
Q6: 85-89	37.50% 3	12.50% 1	0.00% 0			50.00% 4	6.96% 8			
Q6: 90-94	0.00% 0	0.00% 0	0.00% 0			100.00% 1	0.87% 1			
Q6: 95-99	0.00% 0	0.00% 0	0.00% 0			0.00% 0	0.00% 0			
Q6: 100+	0.00% 0	0.00% 0	0.00% 0			0.00% 0	0.00% 0			
Attending a club or group meeting.										
	I PREFER TO DO THIS IN-PERSON.	I PREFER TO DO THIS VIRTUALLY.	I HAVE NO PREFERENCE, IN-PERSON OR VIRTUALLY ARE FINE.			I DO NOT PARTICIPATE IN THIS TYPE OF ACTIVITY.	TOTAL			
Q6: 55-64	66.04% 35	7.55% 4	15.09% 8			11.32% 6	46.09% 53			
Q6: 65-69	82.35% 14	5.88% 1	11.76% 2			0.00% 0	14.78% 17			
Q6: 70-74	70.00% 7	20.00% 2	10.00% 1			0.00% 0	8.70% 10			
Q6: 75-79	83.33% 10	0.00% 0	0.00% 0			16.67% 2	10.43% 12			
Q6: 80-84	75.00% 9	8.33% 1	8.33% 1			8.33% 1	10.43% 12			
Q6: 85-89	75.00% 6	0.00% 0	0.00% 0			25.00% 2	6.96% 8			
Q6: 90-94	50.00% 1	0.00% 0	50.00% 1			0.00% 0	1.74% 2			
Q6: 95-99	0.00% 0	0.00% 0	0.00% 0			0.00% 0	0.00% 0			
Q6: 100+	0.00% 0	0.00% 0	0.00% 0			0.00% 0	0.00% 0			
	Q6: 55-64	Q6: 65-69	Q6: 70-74	Q6: 75-79	Q6: 80-84	Q6: 85-89	Q6: 90-94	Q6: 95-99	Q6: 100+	TOTAL
Other (please specify)	0	0	0	0	0	0	0	0	0	0

Socializing - Age 55+

Q4 Have your thoughts, attitudes or opinions regarding socializing changed since the pandemic?

Answered: 115 Skipped: 0



■ No
 ■ Yes

	NO	YES	TOTAL
Q6: 55-64	52.83% 28	47.17% 25	46.09% 53
Q6: 65-69	38.89% 7	61.11% 11	15.65% 18
Q6: 70-74	40.00% 4	60.00% 6	8.70% 10
Q6: 75-79	50.00% 6	50.00% 6	10.43% 12
Q6: 80-84	33.33% 4	66.67% 8	10.43% 12
Q6: 85-89	25.00% 2	75.00% 6	6.96% 8
Q6: 90-94	100.00% 2	0.00% 0	1.74% 2
Q6: 95-99	0.00% 0	0.00% 0	0.00% 0
Q6: 100+	0.00% 0	0.00% 0	0.00% 0
Total Respondents	53	62	115
	IF YES, PLEASE BRIEFLY TELL US HOW AND WHY.		TOTAL
Q6: 55-64			0
Q6: 65-69			0
Q6: 70-74			0
Q6: 75-79			0
Q6: 80-84			0
Q6: 85-89			0
Q6: 90-94			0
Q6: 95-99			0
Q6: 100+			0

Socializing - Age 55+

Q5 Please give us any final thoughts you have about your personal socializing.

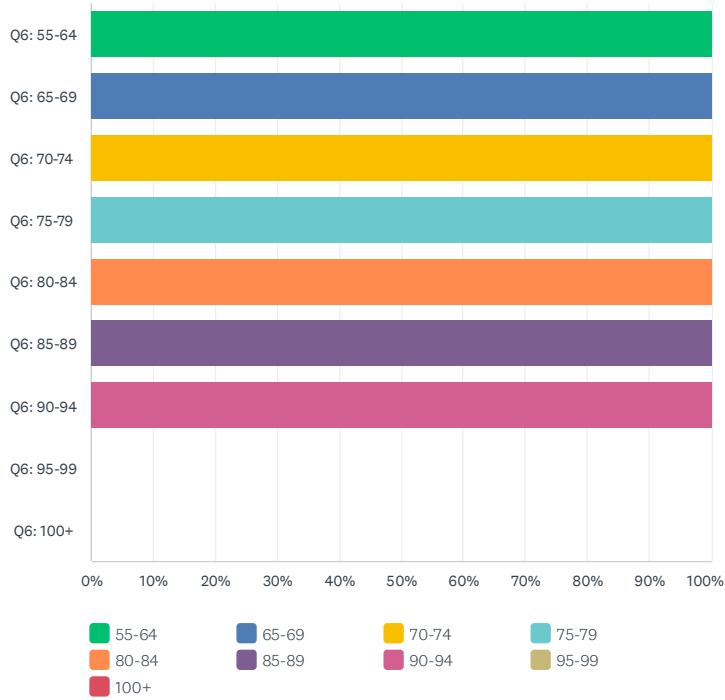
Answered: 46 Skipped: 69

	PLEASE GIVE US ANY FINAL THOUGHTS YOU HAVE ABOUT YOUR PERSONAL SOCIALIZING.		TOTAL
Q6: 55-64		100.00% 20	43.48% 20
Q6: 65-69		100.00% 6	13.04% 6
Q6: 70-74		100.00% 3	6.52% 3
Q6: 75-79		100.00% 4	8.70% 4
Q6: 80-84		100.00% 9	19.57% 9
Q6: 85-89		100.00% 4	8.70% 4
Q6: 90-94		0.00% 0	0.00% 0
Q6: 95-99		0.00% 0	0.00% 0
Q6: 100+		0.00% 0	0.00% 0
Total Respondents	46		46

Socializing - Age 55+

Q6 Please tell us your age

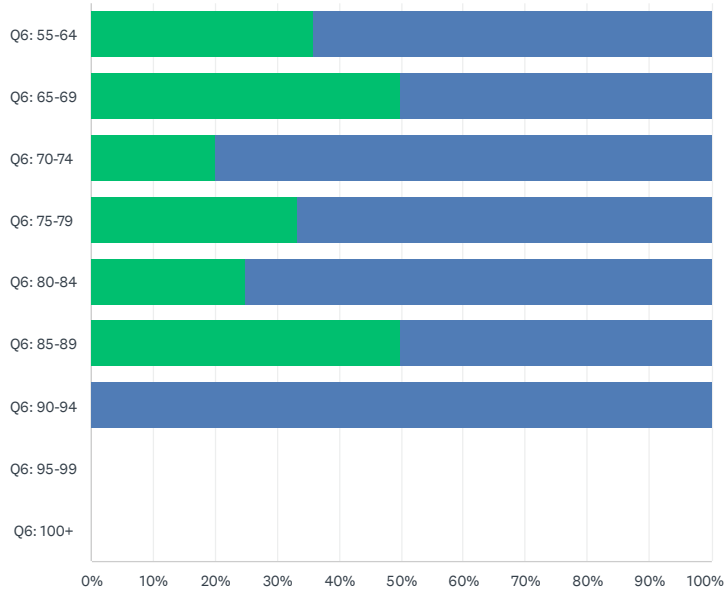
Answered: 115 Skipped: 0



	55-64	65-69	70-74	75-79	80-84	85-89	90-94	95-99	100+	TOTAL
Q6: 55-64	100.00% 53	0.00% 0	0.00% 0	0.00% 0	0.00% 0	0.00% 0	0.00% 0	0.00% 0	0.00% 0	46.09% 53
Q6: 65-69	0.00% 0	100.00% 18	0.00% 0	0.00% 0	0.00% 0	0.00% 0	0.00% 0	0.00% 0	0.00% 0	15.65% 18
Q6: 70-74	0.00% 0	0.00% 0	100.00% 10	0.00% 0	0.00% 0	0.00% 0	0.00% 0	0.00% 0	0.00% 0	8.70% 10
Q6: 75-79	0.00% 0	0.00% 0	0.00% 0	100.00% 12	0.00% 0	0.00% 0	0.00% 0	0.00% 0	0.00% 0	10.43% 12
Q6: 80-84	0.00% 0	0.00% 0	0.00% 0	0.00% 0	100.00% 12	0.00% 0	0.00% 0	0.00% 0	0.00% 0	10.43% 12
Q6: 85-89	0.00% 0	0.00% 0	0.00% 0	0.00% 0	0.00% 0	100.00% 8	0.00% 0	0.00% 0	0.00% 0	6.96% 8
Q6: 90-94	0.00% 0	0.00% 0	0.00% 0	0.00% 0	0.00% 0	0.00% 0	100.00% 2	0.00% 0	0.00% 0	1.74% 2
Q6: 95-99	0.00% 0	0.00% 0	0.00% 0	0.00% 0	0.00% 0	0.00% 0	0.00% 0	0.00% 0	0.00% 0	0.00% 0
Q6: 100+	0.00% 0	0.00% 0	0.00% 0	0.00% 0	0.00% 0	0.00% 0	0.00% 0	0.00% 0	0.00% 0	0.00% 0
Total Respondents	53	18	10	12	12	8	2	0	0	115

Q7 Please tell us your gender.

Answered: 114 Skipped: 1

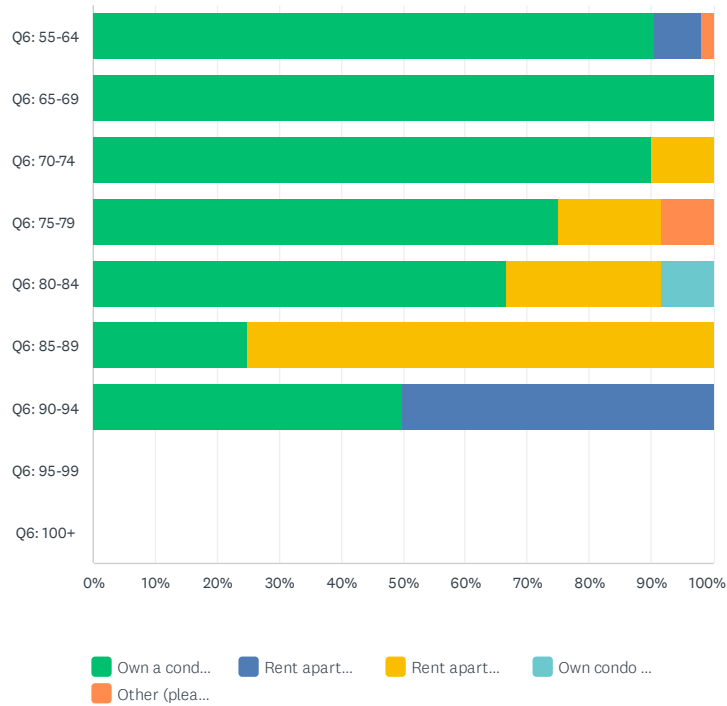


Male Female

	MALE	FEMALE	TOTAL
Q6: 55-64	35.85% 19	64.15% 34	46.49% 53
Q6: 65-69	50.00% 9	50.00% 9	15.79% 18
Q6: 70-74	20.00% 2	80.00% 8	8.77% 10
Q6: 75-79	33.33% 4	66.67% 8	10.53% 12
Q6: 80-84	25.00% 3	75.00% 9	10.53% 12
Q6: 85-89	50.00% 4	50.00% 4	7.02% 8
Q6: 90-94	0.00% 0	100.00% 1	0.88% 1
Q6: 95-99	0.00% 0	0.00% 0	0.00% 0
Q6: 100+	0.00% 0	0.00% 0	0.00% 0
Total Respondents	41	73	114

Q8 Please describe your home.

Answered: 115 Skipped: 0



	OWN A CONDO OR HOUSE.	RENT APARTMENT, CONDO OR HOUSE.	RENT APARTMENT, CONDO OR VILLA IN SENIOR LIVING.	OWN CONDO OR HOUSE IN SENIOR LIVING.	OTHER (PLEASE SPECIFY)	TOTAL
Q6: 55-64	90.57% 48	7.55% 4	0.00% 0	0.00% 0	1.89% 1	46.09% 53
Q6: 65-69	100.00% 18	0.00% 0	0.00% 0	0.00% 0	0.00% 0	15.65% 18
Q6: 70-74	90.00% 9	0.00% 0	10.00% 1	0.00% 0	0.00% 0	8.70% 10
Q6: 75-79	75.00% 9	0.00% 0	16.67% 2	0.00% 0	8.33% 1	10.43% 12
Q6: 80-84	66.67% 8	0.00% 0	25.00% 3	8.33% 1	0.00% 0	10.43% 12
Q6: 85-89	25.00% 2	0.00% 0	75.00% 6	0.00% 0	0.00% 0	6.96% 8
Q6: 90-94	50.00% 1	50.00% 1	0.00% 0	0.00% 0	0.00% 0	1.74% 2
Q6: 95-99	0.00% 0	0.00% 0	0.00% 0	0.00% 0	0.00% 0	0.00% 0
Q6: 100+	0.00% 0	0.00% 0	0.00% 0	0.00% 0	0.00% 0	0.00% 0
Total Respondents	95	5	12	1	2	115

Socializing - Age 55+

Q9 Please tell us the State in which you reside (if you live in more than one, please check that State in which you reside more than half of the year).

Answered: 111 Skipped: 4

▲ We're sorry. We cannot display a chart for a question with this many options.

	AL	AK	AZ	AR	CA	CO	CT	DE	FL	GA	HI	ID	IL	IN	IA	KS	KY
Q6: 55-64	0.00% 0	0.00% 0	0.00% 0	0.00% 0	0.00% 0	0.00% 0	0.00% 0	0.00% 0	2.04% 1	2.04% 1	0.00% 0	0.00% 0	2.04% 1	2.04% 1	0.00% 0	0.00% 0	6.12% 3
Q6: 65-69	0.00% 0	0.00% 0	0.00% 0	0.00% 0	5.56% 1	0.00% 0	0.00% 0	0.00% 0	0.00% 0	0.00% 0	0.00% 0	0.00% 0	0.00% 0	0.00% 0	0.00% 0	0.00% 0	5.56% 1
Q6: 70-74	0.00% 0	0.00% 0	0.00% 0	0.00% 0	0.00% 0	0.00% 0	0.00% 0	0.00% 0	0.00% 0	0.00% 0	0.00% 0	0.00% 0	0.00% 0	0.00% 0	0.00% 0	0.00% 0	0.00% 0
Q6: 75-79	0.00% 0	0.00% 0	0.00% 0	0.00% 0	0.00% 0	0.00% 0	0.00% 0	0.00% 0	0.00% 0	0.00% 0	0.00% 0	0.00% 0	0.00% 0	0.00% 0	0.00% 0	0.00% 0	0.00% 0
Q6: 80-84	0.00% 0	0.00% 0	0.00% 0	0.00% 0	0.00% 0	0.00% 0	0.00% 0	0.00% 0	0.00% 0	0.00% 0	0.00% 0	0.00% 0	0.00% 0	0.00% 0	0.00% 0	0.00% 0	0.00% 0
Q6: 85-89	0.00% 0	0.00% 0	0.00% 0	0.00% 0	0.00% 0	0.00% 0	0.00% 0	0.00% 0	0.00% 0	0.00% 0	0.00% 0	0.00% 0	0.00% 0	0.00% 0	0.00% 0	0.00% 0	0.00% 0
Q6: 90-94	0.00% 0	0.00% 0	0.00% 0	0.00% 0	0.00% 0	0.00% 0	0.00% 0	0.00% 0	0.00% 0	0.00% 0	0.00% 0	0.00% 0	0.00% 0	0.00% 0	0.00% 0	0.00% 0	0.00% 0
Q6: 95-99	0.00% 0	0.00% 0	0.00% 0	0.00% 0	0.00% 0	0.00% 0	0.00% 0	0.00% 0	0.00% 0	0.00% 0	0.00% 0	0.00% 0	0.00% 0	0.00% 0	0.00% 0	0.00% 0	0.00% 0
Q6: 100+	0.00% 0	0.00% 0	0.00% 0	0.00% 0	0.00% 0	0.00% 0	0.00% 0	0.00% 0	0.00% 0	0.00% 0	0.00% 0	0.00% 0	0.00% 0	0.00% 0	0.00% 0	0.00% 0	0.00% 0
Total Respondents	0	0	0	0	1	0	0	0	1	1	0	0	1	1	0	0	4